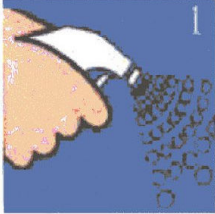




814 IAA Dr., Bloomington, IL 309-662-7272 www.nybakke.com



First, take off tray on bottom of Riccar CarpetKeeper. Remember to put back on after carpet has been cleaned.



Prepare for a 6ft x 6ft area at a time. Lightly apply Nybakke PreCleaner from waist height. The PreCleaner has emulsifiers and cleaning agents.



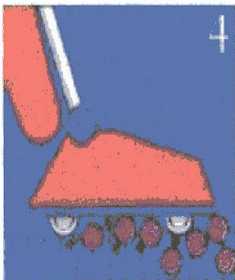

Brush PreCleaner in with the Riccar CarpetKeeper. This agitates the PreCleaner, which breaks up heavier soiled areas and stains and actually enhances the ability of the Riccar Powder.



Sprinkle a sifter full of Riccar Powder onto each 6ft x 6ft area. Sprinkle heavier amounts in soiled and spotted areas. Then lighter amounts in non-traffic areas.



Brush the Riccar Powder in with the Riccar CarpetKeeper. The Riccar Powder does all the work by absorbing the soil and dirt. Work carpet in all directions with the CarpetKeeper.



Wait 60 minutes and vacuum the Riccar Powder out of the carpet. You may leave the Powder on the carpet as long as you choose. You can even walk on the carpet with Riccar Powder in the carpet.